



SINCE 1923

Report on External Gender Audit 2024-2025

12.03.2026



Internal Quality Assurance Cell (IQAC)
ST. XAVIER'S COLLEGE (AUTONOMOUS)
(Recognized as "College with Potential for Excellence" by UGC)
(Accredited at A⁺⁺ Grade with a CGPA of 3.66 / 4 in Cycle IV by NAAC)
PALAYAMKOTTAI - 627002





**ST. XAVIER'S COLLEGE (AUTONOMOUS)
PALAYAMKOTTAI - 627 002**

(Recognized as "College with Potential for Excellence" by UGC & Accredited by NAAC at A++ Grade with a CGPA of 3.66 out of 4)



I. a. Introduction

St. Xavier's college was established at Palayamkottai in 1923 by Jesuit Fathers of the Jesuit Madurai Province with an aim of preparing generations of students for a happy, healthy and harmonious life. The motto of the college is "Veritate Lumen et Vita" (Light and Life through Truth). It is a grant-in-aid institution recognized by the UGC Act under sections 2(f) and 12(B). The college is affiliated to the Manonmaniam Sundaranar University. In recognition of its service and excellence, the college was granted autonomy in 1987. The UGC awarded the status "College with Potential for Excellence" in 2004 and again in 2010, 2014 and 2019.

I. b. Accreditation and Recognition

The NAAC accredited at A++ grade with a CGPA of 3.66 out of 4 in IV cycle in 2019. In recognition of obtaining highest grades in NACC in consecutive cycles, the Ministry of Human Resource Development, Govt. of India awarded the college the "Best performing Institution in India". STAR college scheme has been awarded by DBT, Govt. of India. In the ranking conducted by NIRF, the college ranks 48th in College Category in 2025. Today more than 4617 students study in 15 post graduate and 9 under graduate departments. Doctoral research is carried out in 12 departments.

I. c. Gender Audit:

Jesuit Policy: GC 34's Decree 14, *Jesuits and the Situation of Women in Church & Civil Society and Jesuit Madurai Province Policy-SXC IT Policy...*

Gender equality means that women and men shall have the **same opportunities, rights and obligations across all areas of life**. It embodies an even **distribution of power and influence, equal opportunities** for economic independence and **access to education** as well as **equal conditions regarding employment and opportunities for development**.

UNSDG-5



I. d. Govt. of INDIA

- **The Indian Constitution promotes gender equality through several articles and principles.**
- **Preamble:** The Preamble itself sets the goal of securing to all citizens **equality of status and opportunity.**
- **Article 14:** This enshrines the **equality before law and equal protection of laws** for all, regardless of sex. **Article 15(1) and (3):** Article 15(1) prohibits discrimination on the basis of sex, while Article 15(3) empowers the State to make **special provisions for women and children.** This allows affirmative action programs to bridge the gender gap.
- **Article 16(1):** Guarantees **equality of opportunity** for all citizens in public employment and appointments, irrespective of sex.
- **Fulfils Equality Goals:** The Indian Constitution promotes gender equality, and a gender audit helps HEIs work towards that goal by identifying areas for improvement.



I. e. HEI -NAAC

- **Proactive Approach:** Even without a formal requirement, a gender audit allows the HEI to be proactive in addressing potential gender bias and creating a safer, more inclusive environment.
- **Promotes Gender Equality:** It helps identify and address gender biases in areas like policies, practices, and the overall campus culture. This can lead to a fairer and more equitable learning environment for all genders.
- **Inclusive Learning:** By examining curriculum and teaching methods, gender audits can ensure educational content is presented in a way that is inclusive of all genders. This can improve learning outcomes for everyone.
- **Identifies Strengths and Weaknesses:** The audit process itself fosters dialogue among various stakeholders in the HEI. This self-reflection helps the institution identify areas where they are excelling in gender equality and areas needing improvement.
- **Creates a Safe Space:** Gender audits assess safety measures for women and girls, including faculty, staff and students. This can help identify areas where security needs to be improved to prevent gender-based violence and harassment. Overall, gender audits are a crucial tool for HEIs to strive towards a more equitable and inclusive educational experience for all.

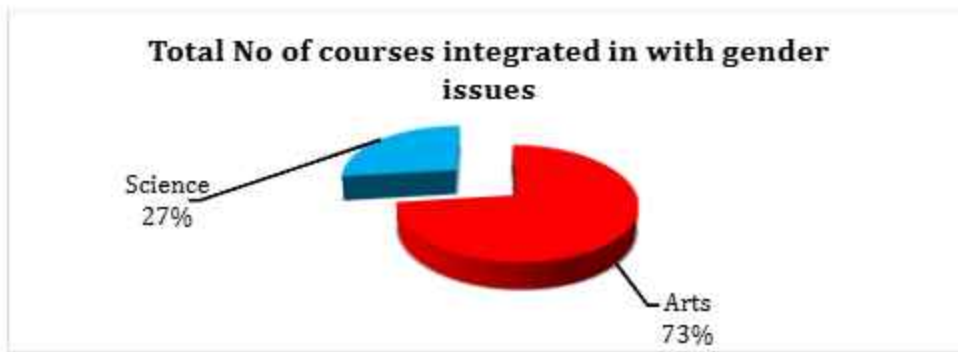


External Gender Audit – 2024 - 2025

II. Curricular Aspects:

Total no. of courses integrated with gender issues at the undergraduate (UG) & postgraduate (PG) levels for the Academic Year 2024 - 2025 is 52

Courses integrated with gender issues	Total Number	Percentage
Arts	38	73%
Science	14	27%



III. Teaching, Learning and Evaluation

Table: III. a Gender-wise distribution of the total number of teachers in the college for the academic year 2024 - 2025

Year	Total Faculty	Male	Percentage	Female	Percentage
2024 - 2025	245	137	56%	108	44%

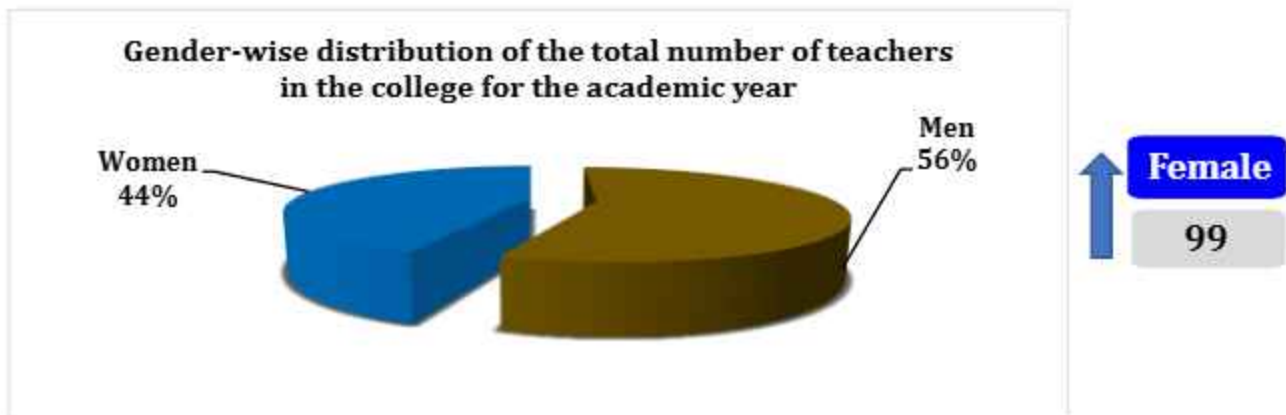


Table: III. b. Gender-wise distribution of total administrative representation by faculty members for 2024 - 2025

Year	Total	Male	Percentage	Female	Percentage
2024 - 2025	52	32	62%	20	38%

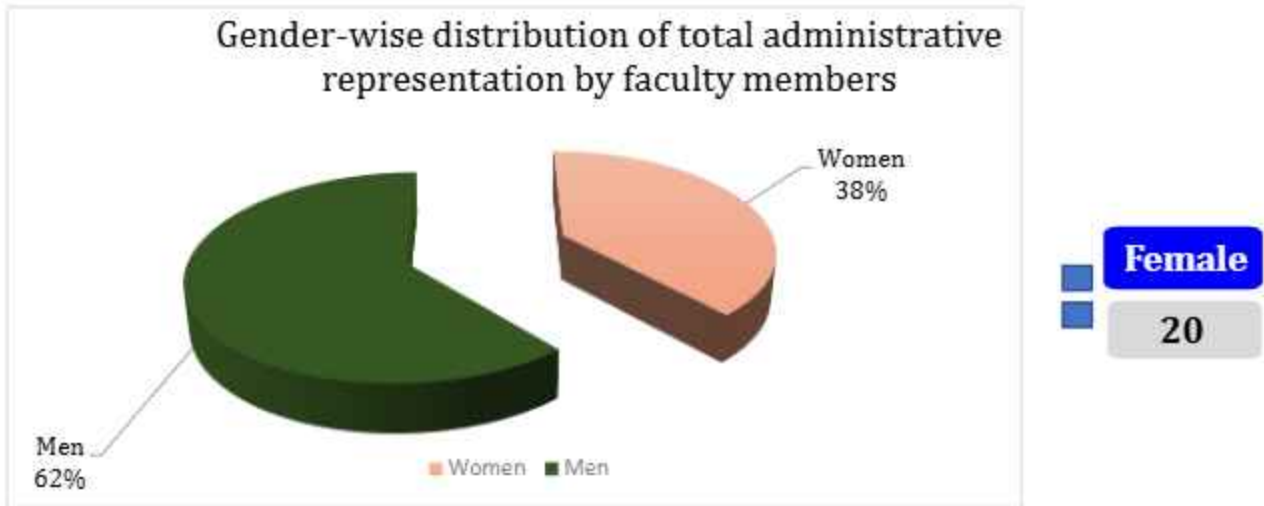


Table: III. C. Gender-wise distribution of the total number of research guides for 2024-2025

Year	Total Faculty	Total	Male	Percentage	Female	Percentage
2024-2025	245	76	48	66.3%	27	33.7%

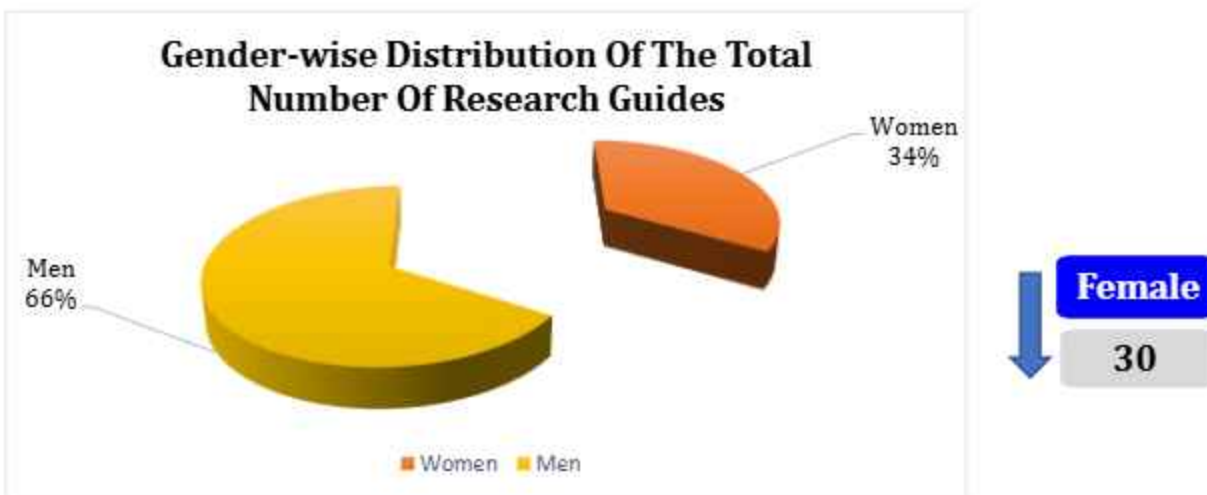
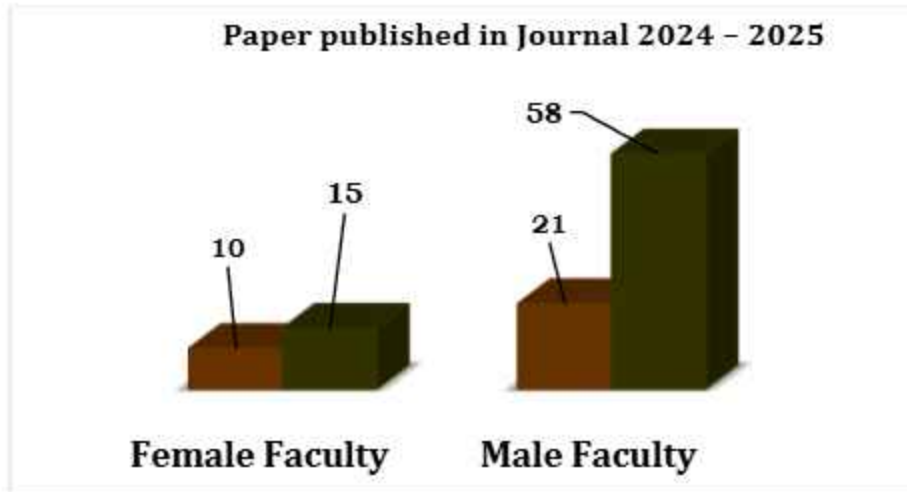


Table: III. d. Gender-wise details of papers published in journals from 2024 - 2025

Total no. paper published in journal: 73

	Total no. of Faculty Members	Total no. of Papers	Percentage
Paper published by Female Staff	10/108	15	4%
Paper published by Male Staff	21/137	58	8%



III. e. Total No. of Women Non-Teaching Staff: 19

Group 'C' - 16

Group 'D' - 9



IV. Students Strength:

Table: IV. a. Gender-wise distribution of undergraduate students in the college (2024 – 2025)

Year	Total	Male	Percentage	Female	Percentage	Transgender
2024 – 2025	3841	2176	56.65%	1664	43.32%	1

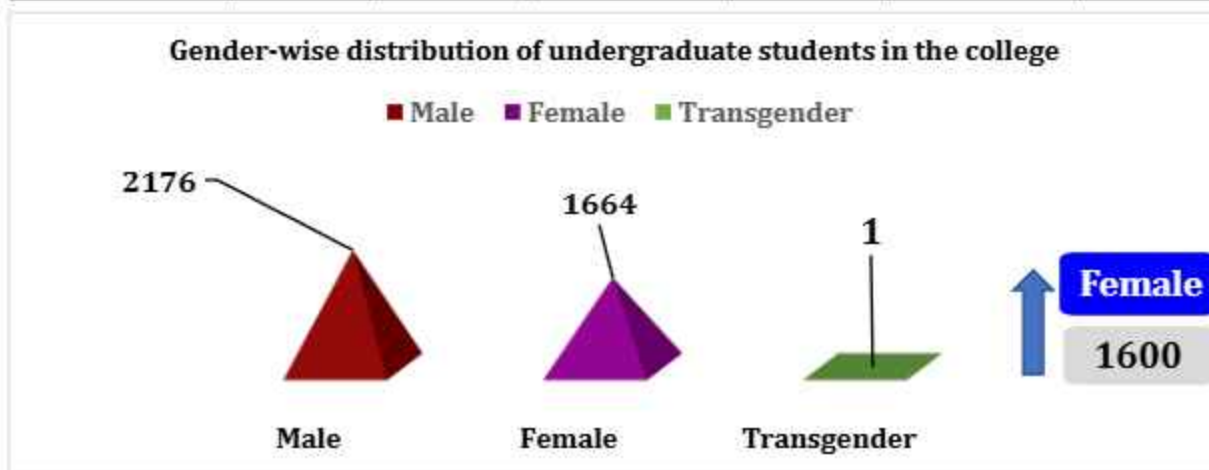


Table: IV. b Year-wise total number of female undergraduate students (2024-2025)

Total Female Students 2024 - 2025		
I year	606	44.01%
II year	517	39.89%
III year	541	46.32%

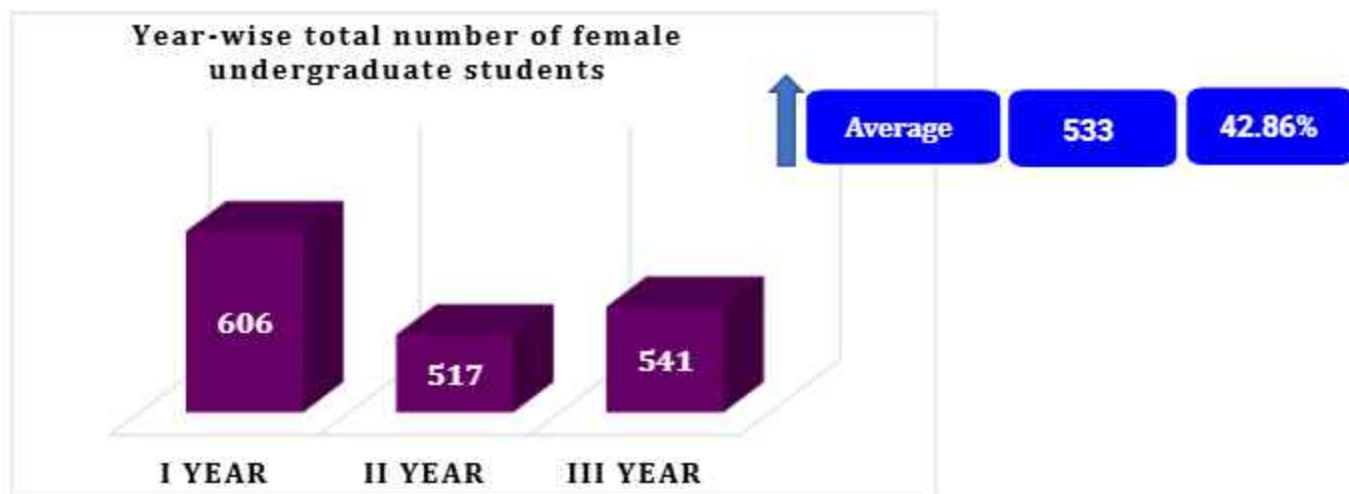


Table: IV. c. Department-wise total number of female undergraduate students (2024-2025)

Year	Female Students in Arts Department		Female Students in Science Department	
2024 – 2025	917	55.11%	747	44.89%

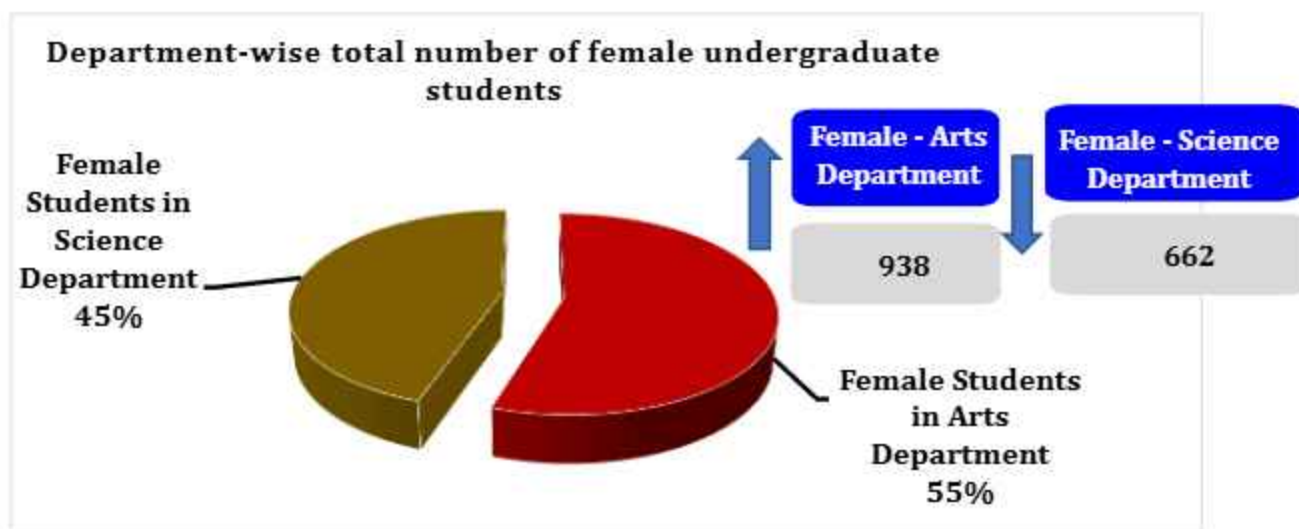


Table: IV. d Gender-wise distribution of postgraduate students in the college (2024-2025)

Year	Total	Male	Percentage	Female	Percentage
2024 – 2025	776	294	37.89%	482	62.11%

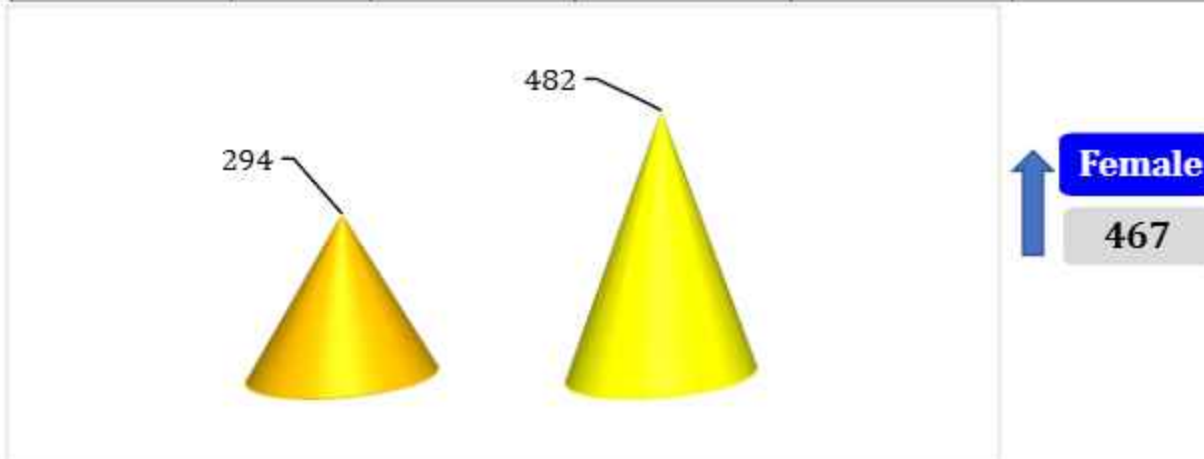


Table: IV. e. Year-wise total number of female postgraduate students (2024-2025)

Total Female Students 2024 - 2025		
I year	228	60.96%
II year	254	63.18%

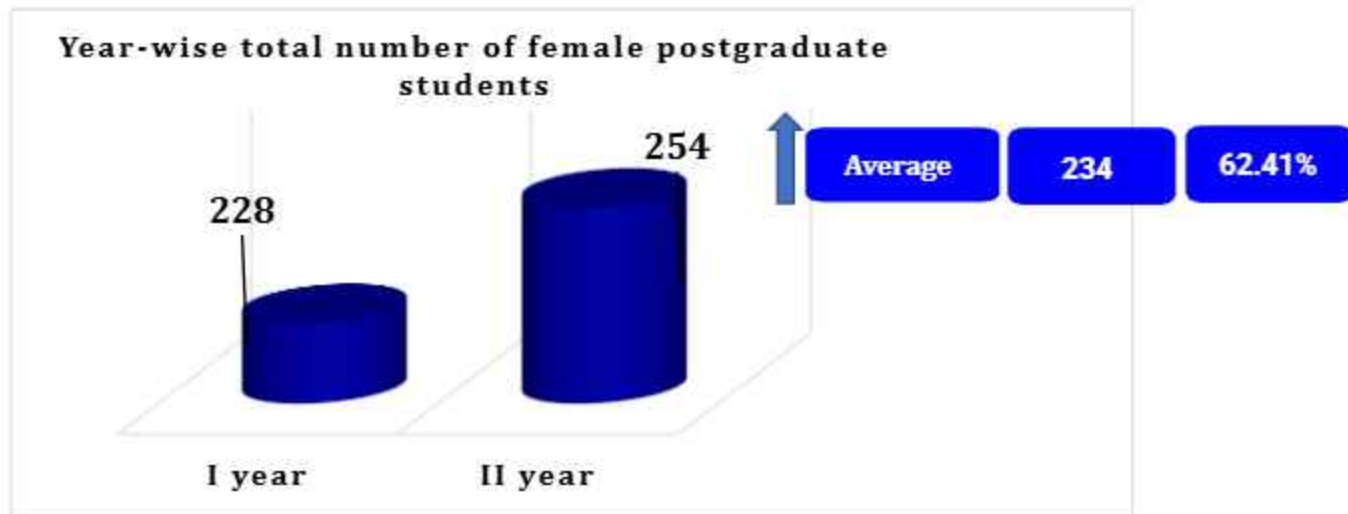


Table: IV. f. Department-wise total number of female postgraduate students (2024-2025)

Year	Female Students in Arts Department	Female Students in Science Department
2024 - 2025	254	228

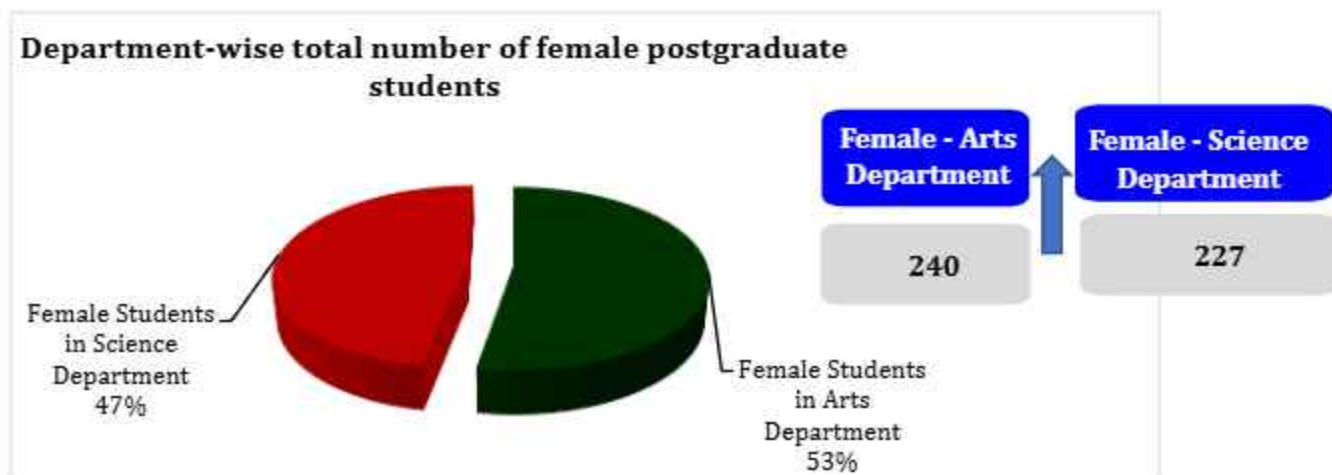


Table: IV. g. Gender-wise distribution of Ph.D. scholars in the college (2024-2025)

Year	Total	Male	Percentage	Female	Percentage	Transgender
2024 – 2025	169	57	33.73%	111	65.68%	1

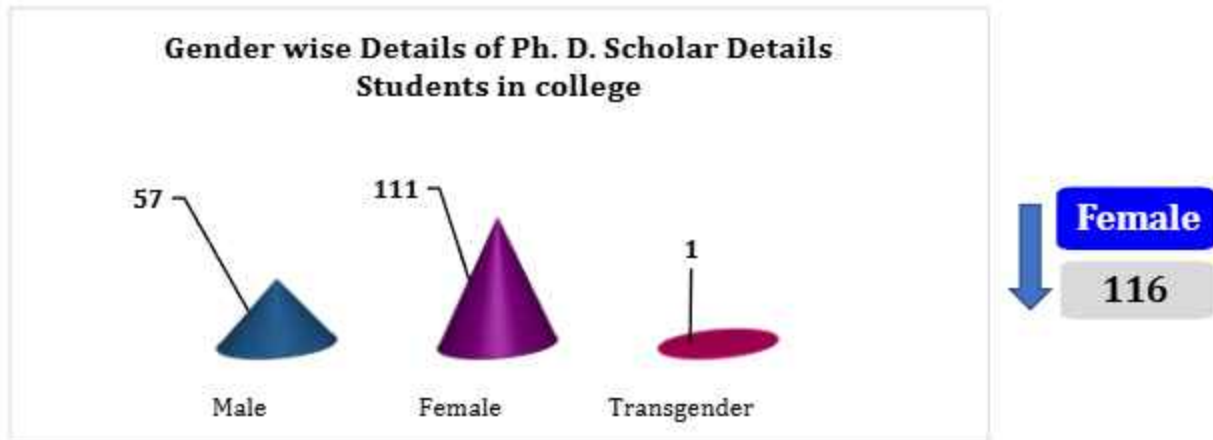
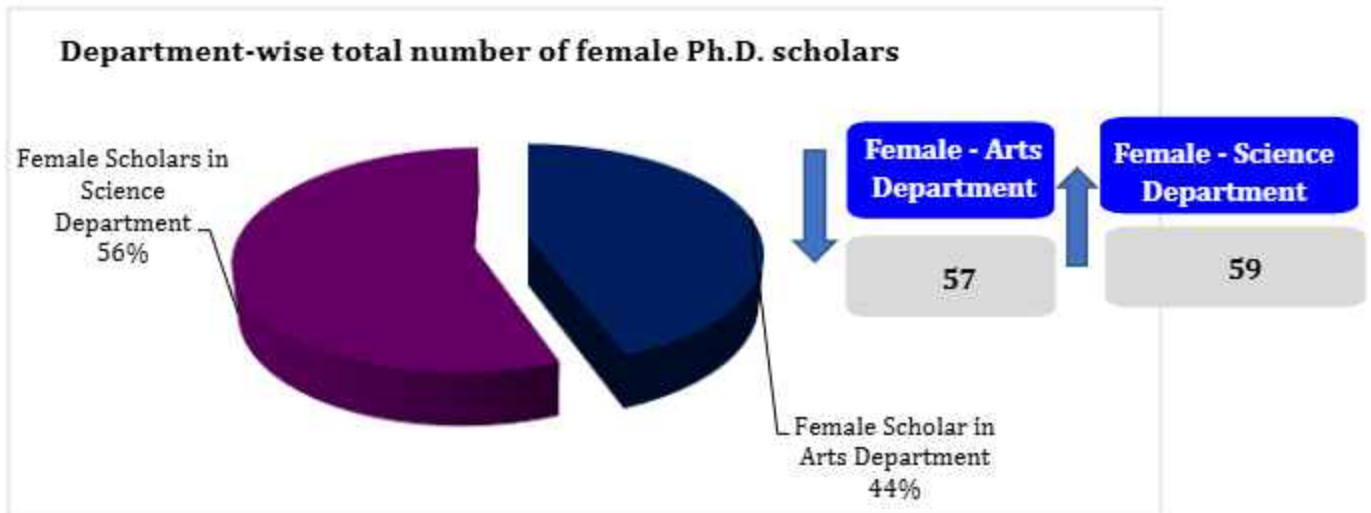


Table: IV. h. Department-wise total number of female Ph.D. scholars (2024-2025)

Year	Female Scholar in Arts Department	Female Scholars in Science Department
2024 – 2025	49	62



V. Students Category Wise Details:

Table: V. a. Category-wise distribution of female undergraduate students for the academic year 2024 - 2025

Year	General	SC	ST	OBC	Total
2024 – 2025	141	300	5	1218	1664

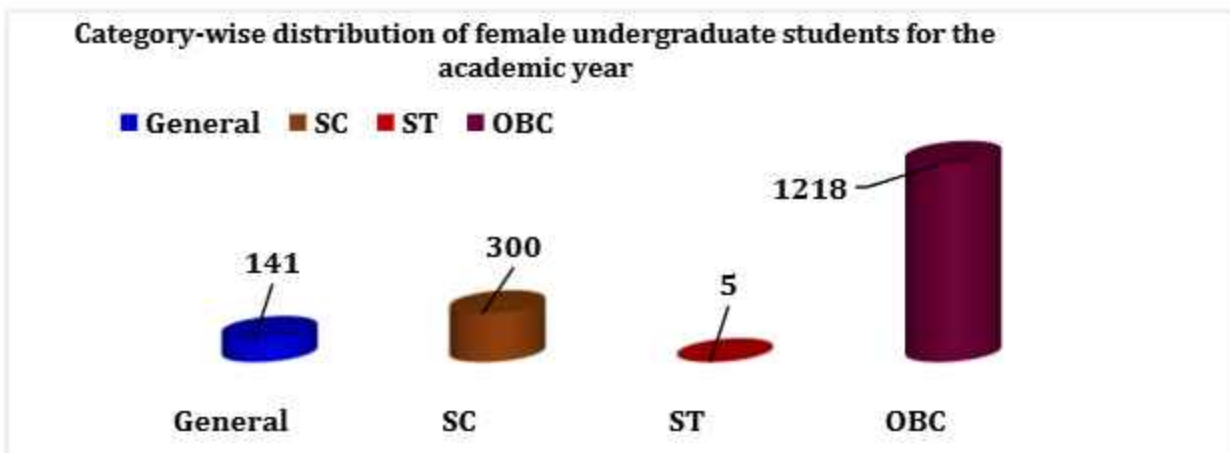


Table: V. b. Category-wise distribution of female postgraduate students for the academic year 2024 - 2025

Year	General	SC	ST	OBC	Total
2024 – 2025	49	62	2	369	482

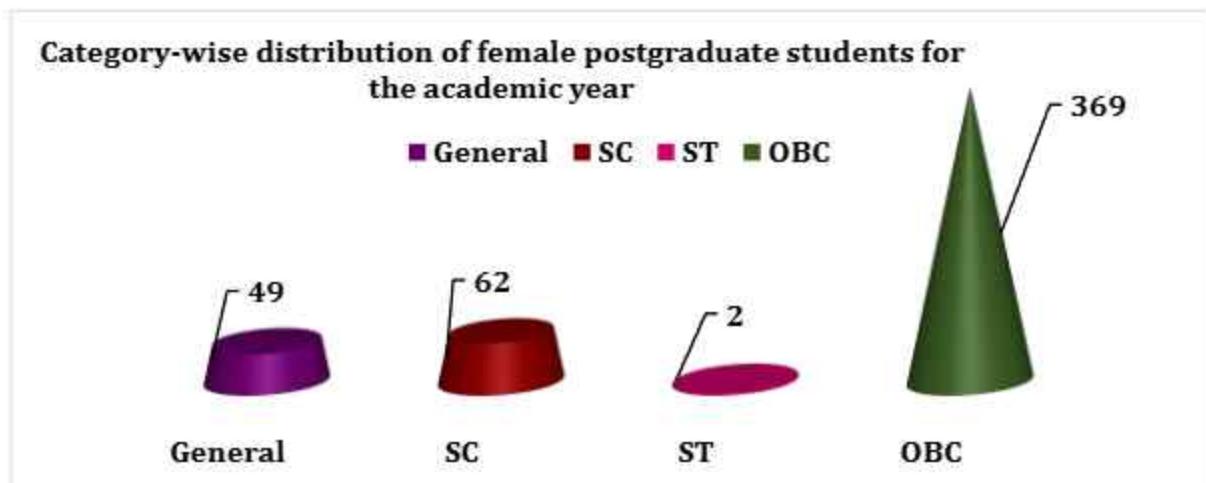
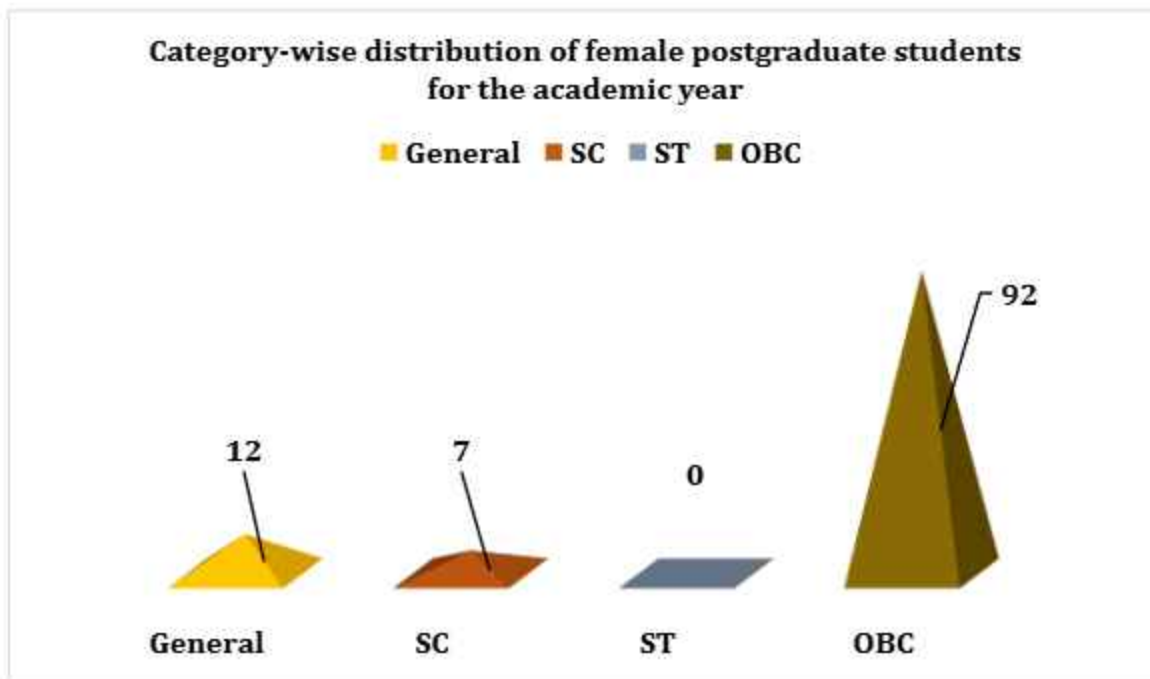


Table: V. c. Category-wise distribution of female Ph. D Scholars for the academic year 2024 - 2025

Year	General	SC	ST	OBC	Total
2024 – 2025	12	7	0	92	111



VI. Examination Result Analysis 2024 - 2025

Table: VI. a. Year-wise Performance of Female Undergraduate Arts Students

Year	Appeared	Full Pass	Pass Percentage
I year	310	284	91.61%
II year	288	273	94.79%
III year	319	311	97.49%
Average	306	289	94.44%

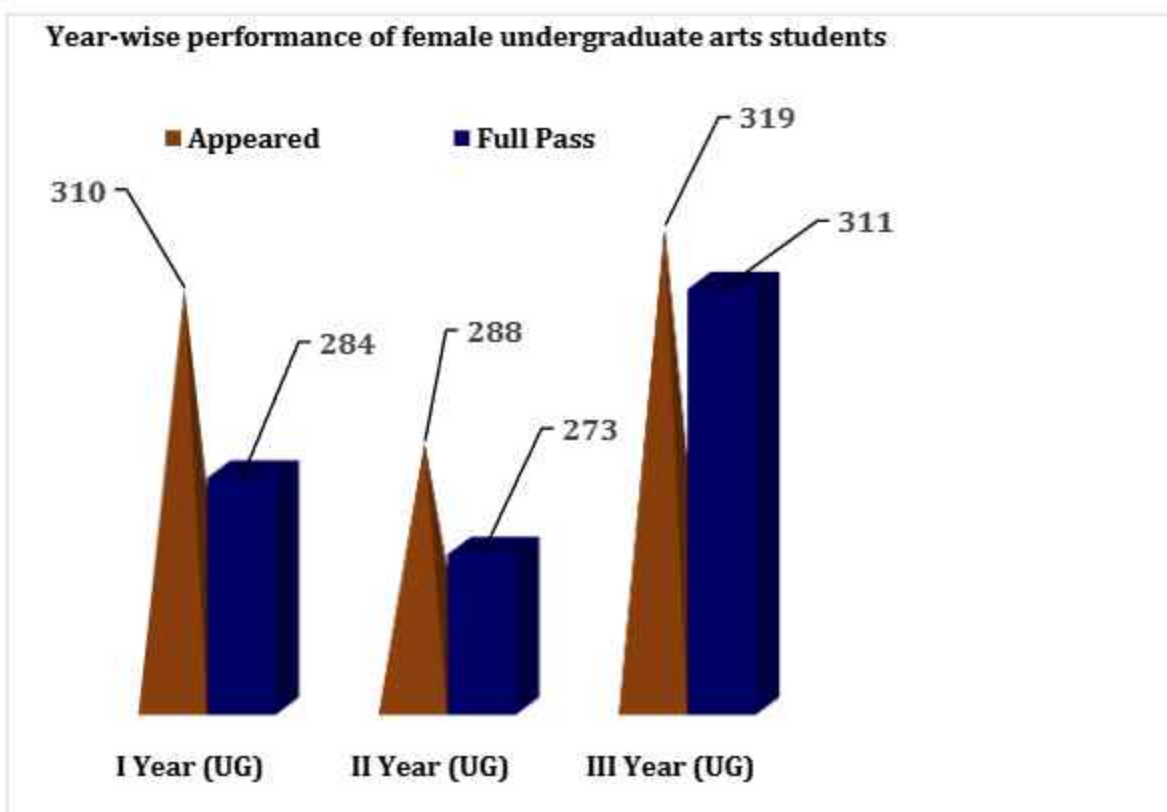


Table: VI. b. Year-wise Performance of Female Undergraduate Science Students

Year	Appeared	Full Pass	Pass Percentage
I year	282	251	89.01%
II year	241	214	88.80%
III year	215	208	96.74%
Average	246	224	91.06%

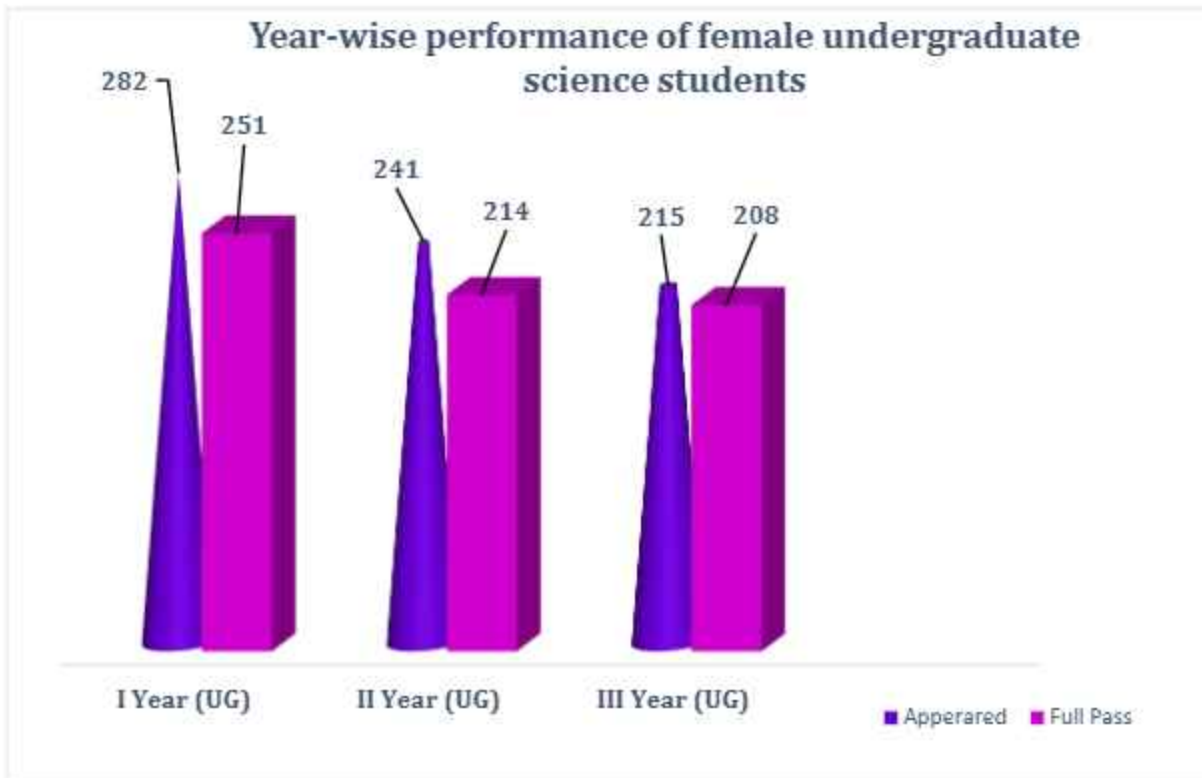


Table: VI. c. Year-wise Performance of Female Postgraduate Arts Students

Year	Appeared	Full Pass	Pass Percentage
I year	98	92	93.88%
II year	101	96	95.05%
Average	100	94	94%

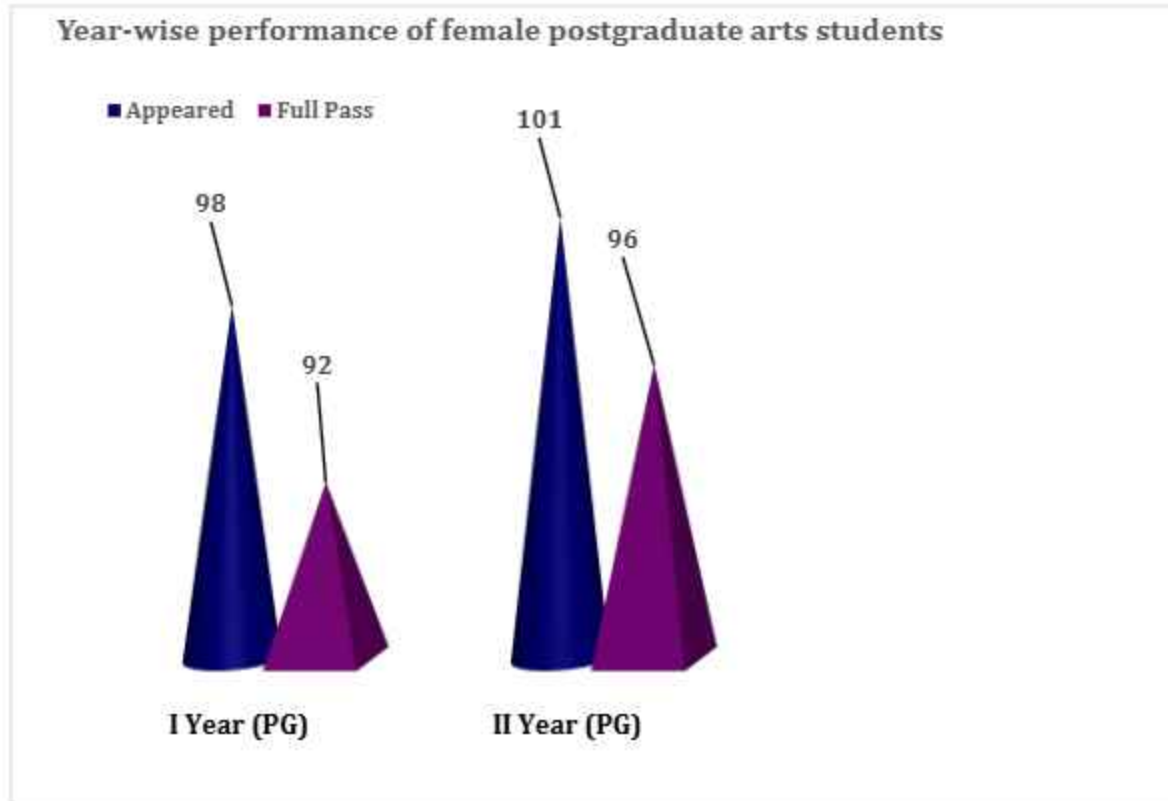
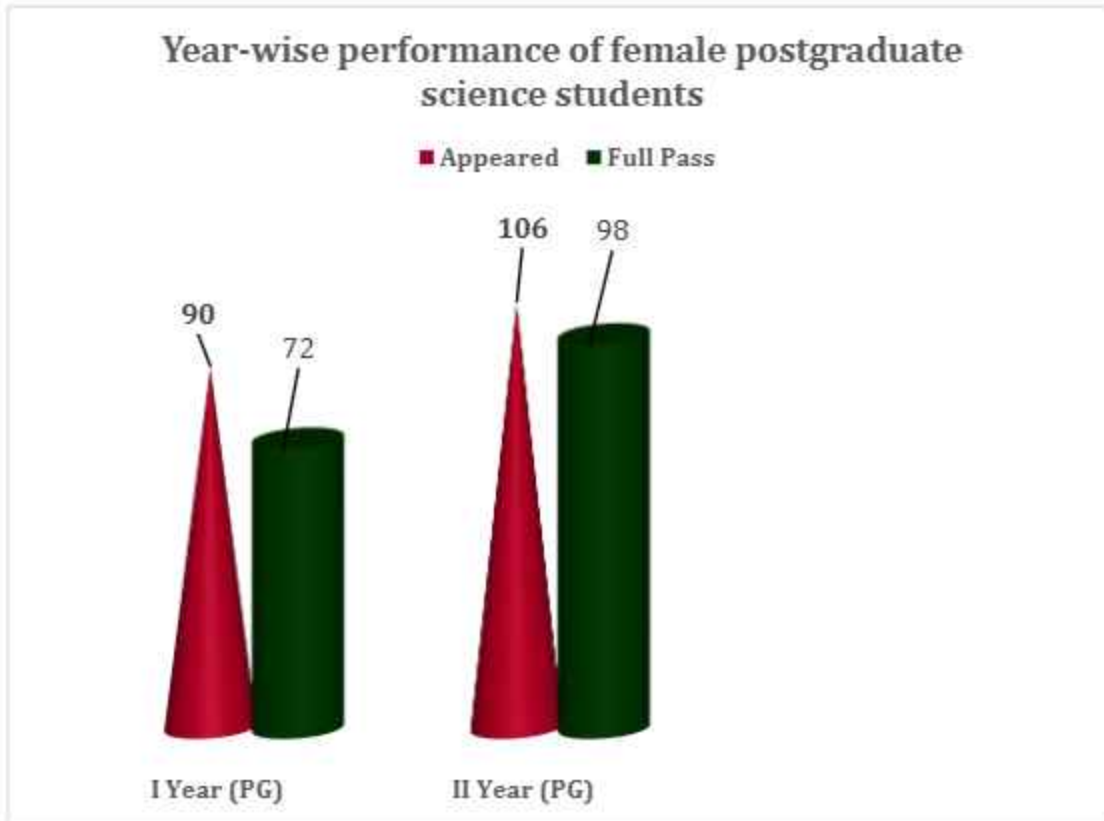


Table: VI. d. Year-wise Performance of Female Postgraduate Science Students

Year	Appeared	Full Pass	Pass Percentage
I year	90	72	80%
II year	106	98	92.45%
Average	98	85	86.73%



VII. Placement:

Table – VII. a. Gender Wise details of Total Placement for the Academic Year: 223

Male		Female	
115	52%	108	48%

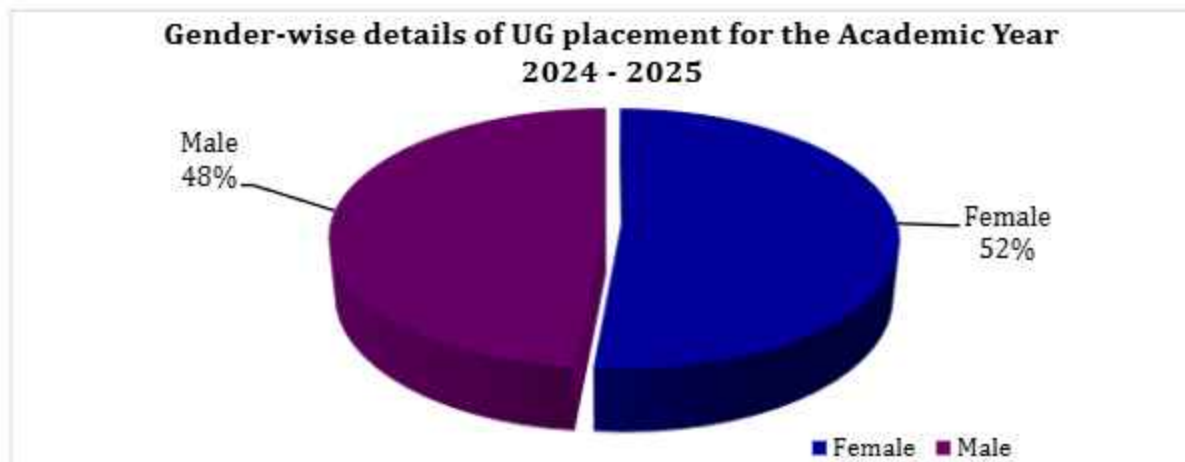
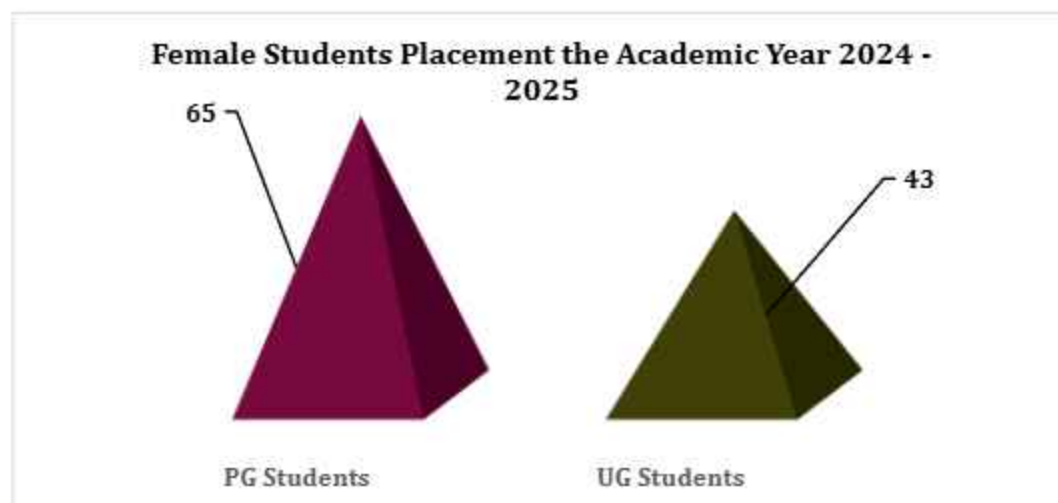


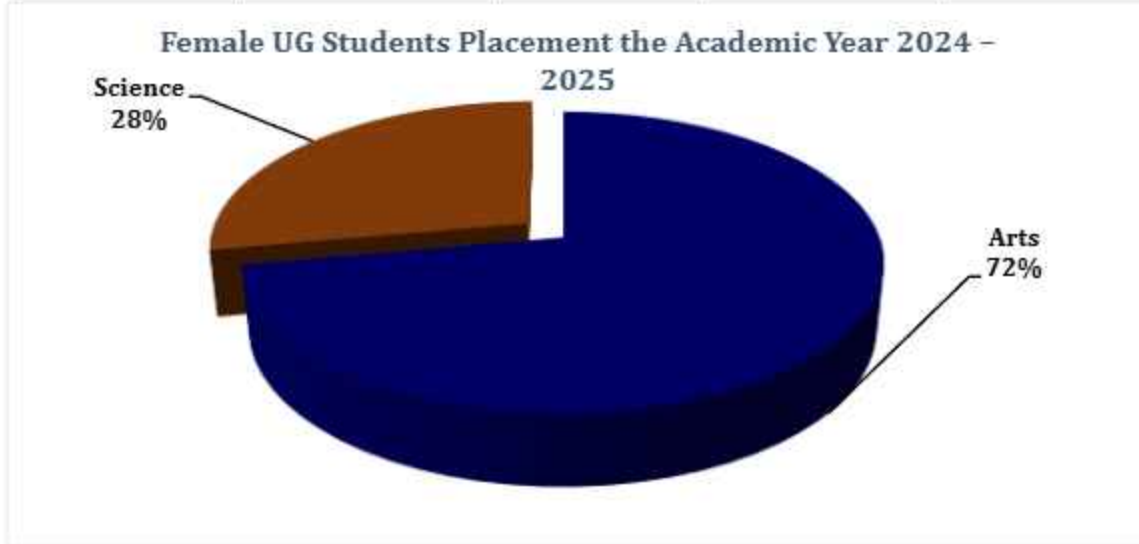
Table – VII. b. Female Students Placement the Academic Year 2024 - 2025

Year	PG Students		UG Students	
2024 – 2025	65	60%	43	40%



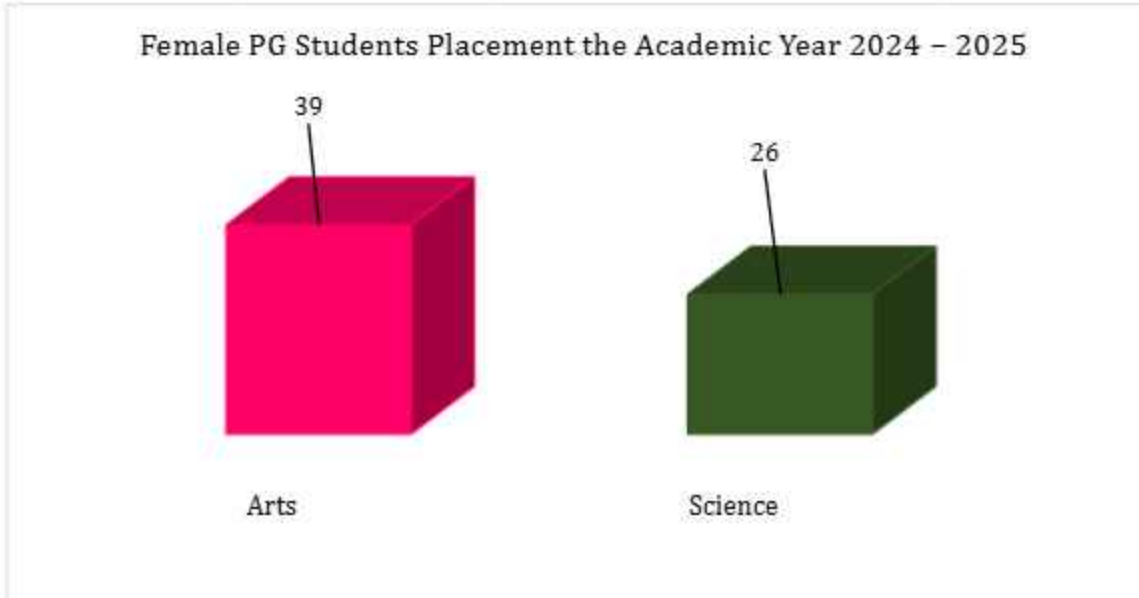
VII. c. Female UG Students Placement the Academic Year 2024 – 2025

Year	Arts		Science	
2024 – 2025	31	72%	12	28%



VII. d. Female PG Students Placement the Academic Year 2024 – 2025

Year	Arts		Science	
2024 – 2025	39	60%	26	40%



VIII. Higher Studies:

Table – VIII. a. Gender Wise details of total Higher Studies for the Academic Year 2024 – 2025

Male		Female	
178	49%	187	51%

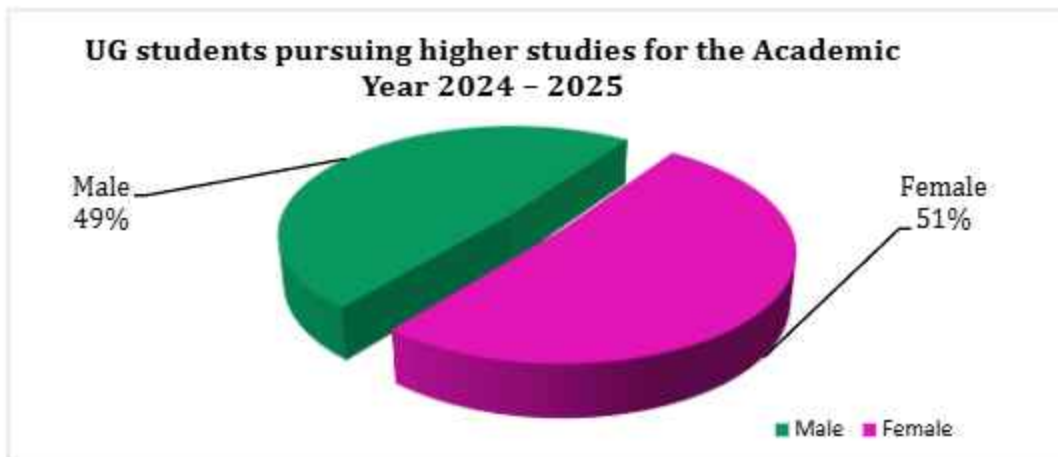


Table - VIII. b. Female Students Higher Studies the Academic Year 2024 – 2025

Year	PG Students		UG Students	
	Count	Percentage	Count	Percentage
2024 – 2025	16	9%	171	91%

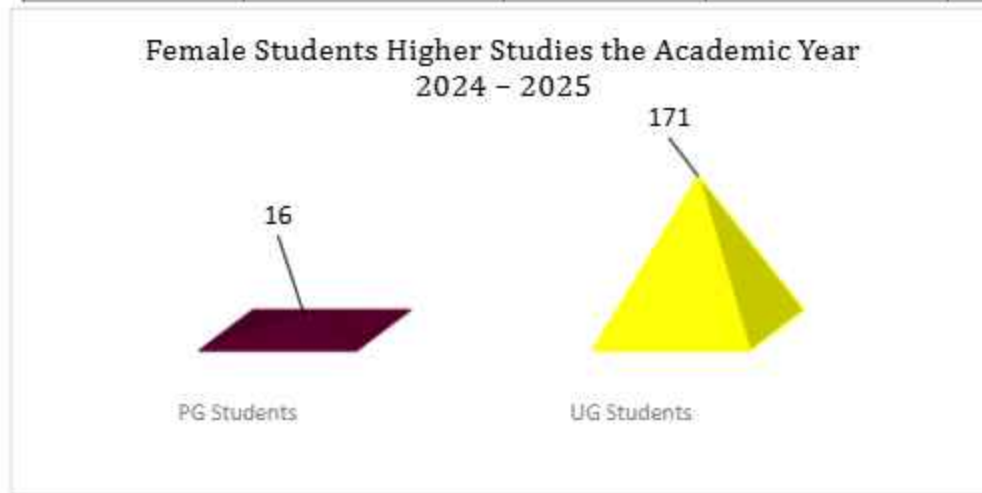


Table - VIII. c. Female UG Students Higher Studies the Academic Year 2024 - 2025

Year	Arts		Science	
	Count	Percentage	Count	Percentage
2024 – 2025	99	60%	72	40%

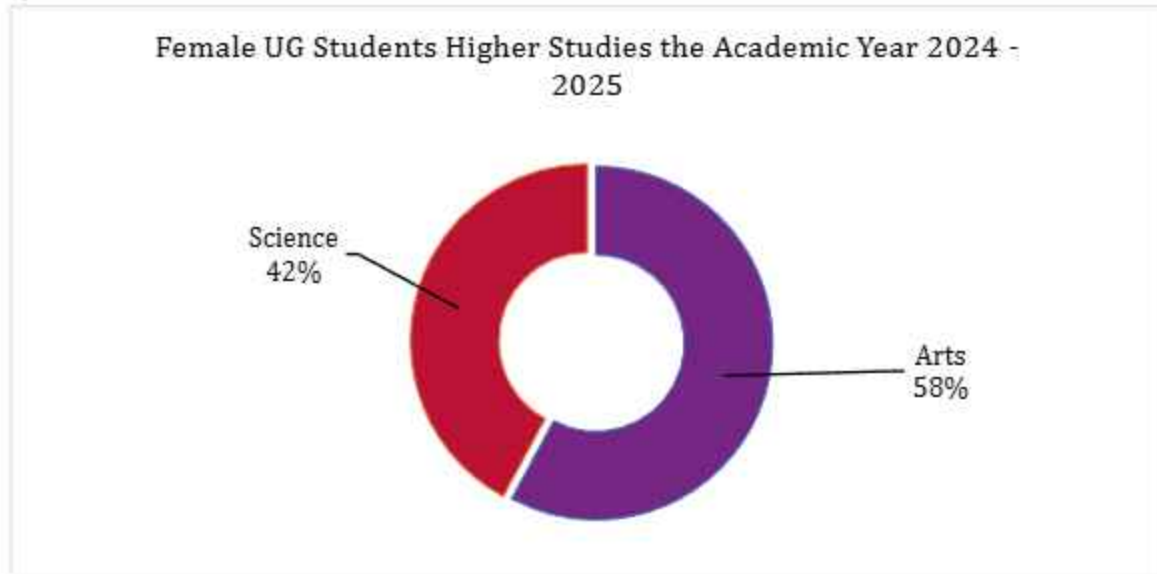
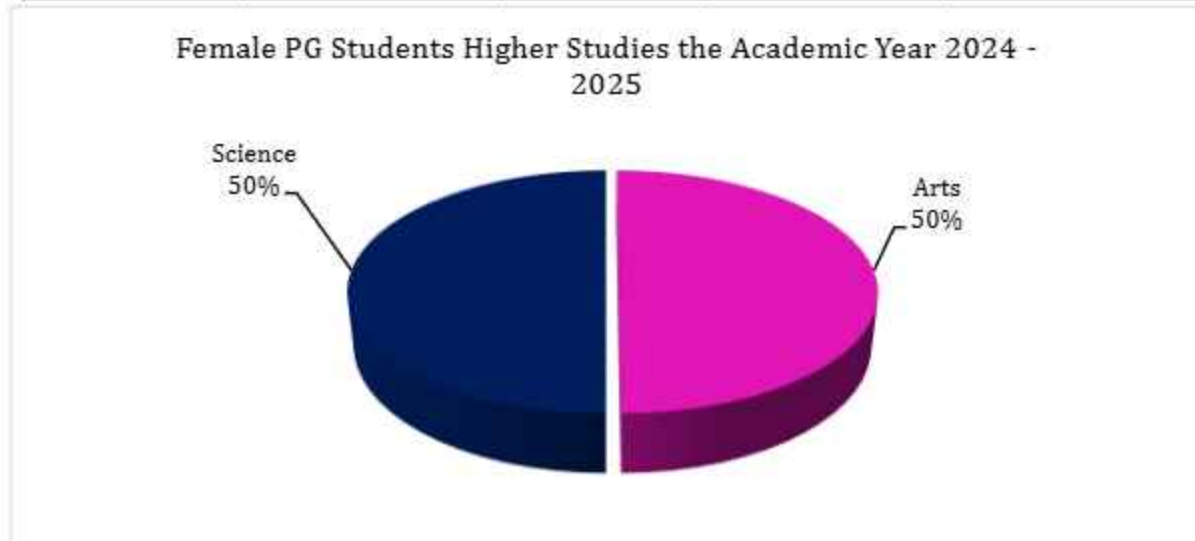


Table - VIII. d. Female PG Students Higher Studies the Academic Year 2024 - 2025

Year	Arts		Science	
	Count	Percentage	Count	Percentage
2024 – 2025	8	50%	8	50%



IX. Scholarship Details:

Table - IX. a. SC / ST Post Matric Scholarship – Female Students

Year	SC		ST		Total
	Male	Female	Male	Female	
2024 - 2025					652
	321	326	2	3	

IX. b. TN. Govt. Pudhumai Penn Scheme

Yearly Rs. 12000/- in one female student

Total Amount : $322 \times 12000 = 38,64,000/-$

IX. c. OBC Post Matric Scholarship Details – Female Students

Arts Students : Rs. 2275/-

Science Students : Rs. 2594 + Lab fee

Hostel Fee : Rs. 3600/-

Year	SC		Total
	Male	Female	
2024 - 2025			316
	103	213	

IX. d. Jesuit Educational Scholarship – Female Students

Total Amount : Rs. 13,81,500/-

Year	Male	Female	Total
2024 - 2025	220	242	462

IX. d. e. NSP (2024 – 2025)

Total Amount : Rs. 13,81,500/-

Year	Male	Female	Trans Gender	Total
2024 - 2025	7	6	1	14

X. Service Organizations

Table – X. a. NCC Enrollment Details (2024 – 2025)

Year	Boys	Girls	Total
2024 – 205	128	50	178

Table – IX. b. NSS Enrollment Details (2024 – 2025)

Year	Boys	Girls	Total
2024 – 2025	276	199	475

XI. Sports

Table – XI. a. Inter Department Tournaments (2024 – 2025)

Game	Date	Total No. of Participations
Badminton	20 th January 2025	40
Throwball	27 th to 29 th Jan 2025	252
Table Tennis	13 th to 14 th Feb 2025	30

102nd Sports Day RESULT OF WOMEN EVENTS 2024 - 2025

Table – XI. b. 100 Meter Dash

Place	Name	Reg. No.	Department	Timing
I	Sujitha Mary S	24UEN123	English - I	15.15 Sec
II	Priya. C	23UTA544	Tamil - II	15.56 Sec
III	Arockiagracelet. A	22UTA544	Tamil – II	14. 98 Sec

Table – XI. c. 200 Meter

Place	Name	Reg. No.	Department	Timing
I	Jeffrin Jerisha F.	23PCA517	Comp. App	33:21 Sec
II	Sumithra A.	22UZO126	Zoology	34:12 Sec
III	Divya K.	23UPH133	Physics-I	35:25 Sec

Table – XI. d. 400 Meter

Place	Name	Reg. No.	Department	Timing
I	Jebamani	24UEN106	English-I	01.20.03 Sec
II	Malini.M	24UPE521	Physical.Edu	01.26.06 Sec
III	Kasthuri.C	22UZO125	Zoology	01.26.34 Sec

Table – XI. e. 800 Meter

Place	Name	Reg. No.	Department	Timing
I	Subera K.	23UCH125	Chemistry	03:28:50 Minutes
II	Malini M.	24UPET521	Phy.Edu	03:31:31 Minutes
III	Nanthini M.	23UEC107	Economics	03:44:31 Minutes

Table – XI. f. 100 M Hurdle

Place	Name	Reg. No.	Department	Timing
I	Sujitha Mary S	24UEN123	Eng. Shift-I	23:06 Sec
II	Jeffrin Jerisha.F	23PCA517	Comp. App	23:71 Sec
III	Priya C.	23UTA544	Tamil	25:12 Sec

Table – XI. g. 1500 Meter

Place	Name	Reg. No.	Department	Timing
I	Subera K.	23UCH125	Chemistry	07:54:09 Minutes
II	Rajeshwari G	23UCO665	Commerce-II	07:56:34 Minutes
III	Haripriya P.	23PBO101	Botany	08:01:40 Minutes

Table – XI. h. Discus Throw

Place	Name	Reg. No.	Department	Performance
I	Ramika Mary R.	22UCH111	Chemistry	18.99 Mts
II	Santhiya S.	24UBC513	Commerce-II	16.58 Mts
III	Abi K.	23UCO138	Commerce-I	16.47 Mts

Table – XI. i. Javelin Throw

Place	Name	Reg. No.	Department	Performance
I	Hari Priya P.	23PBO101	Botany	19.09 Mts
II	Muthupetchi	24UBA562	BBA	17.55 Mts
III	Thirumalai Divya R.	23UCA544	Comp. App	14.95 Mts

Table – XI. j. Long Jump

Place	Name	Reg. No.	Department	Performance
I	Jeffrin Jerisha. F	23PCA517	Comp. App	4.00 Mts
II	Sujitha Mary S	24UEN123	Eng. Shift-I	3.90 Mts
III	Arthi.A	24PCO101	Comm. Shift-I	3.76 Mts

Table – XI. k. Shot-Put

Place	Name	Reg. No.	Department	Performance
I	Kasthuri. C	22UZO125	Zoology	6.95 Mts
II	Santhiya S	24UBC513	Commerce-II	6.80 Mts
III	Fathima Winolin M	22UMA122	Mathmatics-I	6.52 Mts

Table – XI. l. Triple Jump

Place	Name	Reg. No.	Department	Performance
I	Sujitha Mary S	24UEN123	Eng. Shift-I	8.67 Mts
II	Jeffrin Jerisha.F	23PCA517	Comp. App	8.58 Mts
III	Arthi.A	24PCO101	Comm. Shift-II	7.65 Mts

Sports day March Past women Participation	370
---	-----

Overall total participation

Track Event	246
Field Event	153

Overall total prize winners

Sports day women Overall total prize winners	46
--	----

Table – XI. n. Inter – University Participation (Women) 2024 – 2025)

T. Sameswari (22UPE510)	South Zone Inter University Tennis (Women) Team Tournament
M. Velammal	South Zone Inter University Football (Women) Team Tournament

Table – XI. m. MS University Inter – Collegiate Participation (Women) 2024 – 2025)

Name of the Game	Total No. of Participation
Swimming	04
Tennis	04
Basketball	12
Football	16
Badminton	04
Table Tennis	04
Athletics	10
Chess	06
Handball	14

XII. Student Achievements and Representatives

XII. a. Students Department Representative 2024 – 2025

Year	Boys	Girls	Total
2024 – 2025	59	45	104

XII. b. Academic Price Winners 2024 - 2025

Year	Boys	Girls	Total
2024 – 2025	77	186	475

XIII. Cultural Programme

XIII. a. Women Students Participations in Cultural Events 2024 – 2025

	Girls
Literary Events	175
Art Events	282
Cultural Events	529

XIV. Women's Forum Programme

Health and Hygiene Programme	800
Pink October Programme at Thoothukudi Airport	25
Pink October Programme in Front of Our College	900
A Special Event on International Women's Day	130
International Women's Day Awareness Programme	1800
Celebration of International Women's Day	1800

**XV. Women are given justified representation in all institutional committees /
academic/ administrative bodies (Details of Committees):**

S. No	Committees / Cells	Male	Percentage	Female	Percentage
1.	Governing Body	18	81.82	4	18.18
2.	Academic Council	37	75.51	12	24.49
3.	Finance Committee	5	100	0	0
4.	Internal Quality Assurance cell	25	69.44	11	30.56
5.	IQAC External Peer Team	2	50	2	50
6.	College Council	41	64.06	23	35.94
7.	Planning & Evaluation Committee	13	65	7	35
8.	Curriculum Development Cell	12	75	4	25
9.	Academic Audit Committee	4	66.67	2	33.33
10.	UGC Affairs Committee	3	75	1	25
11.	CPE Advisory Committee	2	100	0	0
12.	Examination Committee	7	58.33	5	41.67
13.	Awards Committee	25	59.52	17	40.48
14.	Admission Committee	5	100	0	0
15.	Library Committee	5	55.56	4	44.44
16.	Purchase Committee	8	88.89	1	11.11
17.	Appeals and Grievances Committee	7	87.5	1	12.5
18.	Industry – Academia Cell	7	77.78	2	22.22
19.	Student Welfare Committees – Students Council	4	57.14	3	42.86
20.	Girl Students' Welfare Committee	1	14.29	6	85.71
21.	College Students Grievance Redressal Cell (CSGRC)	5	55.56	4	44.44
22.	College Staff Grievance Redressal Cell	4	80	1	20
23.	Sexual Harassment Committee Internal complaints Committee (ICC)	2	22.22	7	77.78
24.	Women's Forum	1	16.67	5	83.33





25.	Anti – Ragging Committee	10	66.67	5	33.33
26.	Anti-Ragging Squad	7	63.64	4	36.36
27.	Student Discipline Committee	8	61.54	5	38.46
28.	SC / ST Cell	5	71.43	2	28.57
29.	Sports and Games Cell	13	72.22	5	22.78
30.	Research Cell	51	63.75	29	36.25
31.	Startup and Incubation Council	7	70	3	30
32.	Intellectual Property Rights (IPR) Cell	7	77.78	2	22.22
33.	Career Guidance & Placement cell	9	90	1	10
34.	Bridge Course	1	25	3	75
35.	Naan Mudhalvan	2	66.67	1	33.33
36.	National Testing Service	3	75.00	1	25.00
37.	National Cadet Corps 5 (TN) BN NCC	1	50.00	1	50.00
38.	National Service Scheme (NSS) Unit 31, 32, 34, 150, 175	3	60.00	2	40.00
39.	Youth Red Cross, Blood Donors Club & Red Ribbon Club	7	63.64	4	36.36
40.	UNNAT BHARAT ABIYAN	7	77.78	2	22.22
41.	Anti Drug Club	5	62.5	3	37.5
42.	Standard Club	6	100.00	0	0.00
43.	Parents Association	6	54.55	5	45.45
44.	Student Training and Action for Neighbourhood Development (STAND) Programme	6	85.71	1	14.29
45.	Campus Ministry	11	61.11	7	38.89
46.	FINE ARTS	6	46.15	7	53.85
47.	AICUF	7	58.33	5	41.67
48.	St. Vincent De Paul Society	4	50	4	50
49.	Vincent De Paul Typewriting Institute	0	0.00	2	100.00
50.	ENVIRO Club	5	50.00	5	50.00
51.	Consumer Forum	8	100.00	0	0.00

52.	Democracy Forum and Electoral Literacy Club	9	100.00	0	0.00
53.	QUIZ Club	5	45.45	6	54.55
54.	Theatre Club	6	75.00	2	25.00
55.	Cell for Rural Entrepreneurship Development	8	88.89	1	11.11
56.	Cell for Persons with Differently Abled Skills (PwD)	1	25.00	3	75.00
57.	Centre for Women's Studies (CWS)	1	11.11	8	88.89
58.	Centre for Ambedkar Studies	4	100%	0	0.00
59.	MAX FORUM	7	70.00	3	30.00
60.	MAGIS Club	7	87.50	1	12.50
61.	Veerama Munivar Tamil Sangam	2	100.00	0	0.00
62.	Alumni Association	9	90.00	1	10.00
63.	Standing Committee of Governing Body	6	100.00	0	0.00
64.	Internal Compliance Committee (As per the Policy Statement of Jesuit Madurai Province)	2	40.00	3	60.00
65.	Campus Grievance Cell	5	100%	0	0%
66.	Calendar Committee	3	75.00	1	25.00
67.	College Magazine Committee	3	37.50	5	62.50
68.	Editors of Research Journals	7	100.00	0	0.00
69.	College Choir	3	30.00	7	70.00
70.	Public Relations & Documentation	3	75.00	1	25.00
	Grand Total	536	66.75	272	33.25

Conclusion:

The Gender Audit Data 2024-2025 report is detailed and insightful, shows that the female representation in academics, research, administration and even in extra curriculars was notable. The issuance of gender-sensitive curricula, girl students scholarships as well as active inclusion measures clearly demonstrate the institution's efforts towards gender equality. This shows commitment to fostering an inclusive and empowering educational environment through the data-driven approach, diverse leadership representation, and concerns about campus safety.

External Members:

Name	Designation	Signature
Dr. E. Enanalap Periyar	Director i/c - Youth Welfare Department Department of Criminology and Criminal Justice Manonmaniam Sundaranar University Tirunelveli – 627 012	
Dr. M. Gilbert Rani	Coordinator, IQAC Assistant Professor of Mathematics Arul Anandar College, (Autonomous) Karumathur - 625514	
Dr. X. Venci Candida	Director, IQAC Assistant Professor of Zoology Holy Cross College (Autonomous) Nagercoil	
Mrs. J. Sundara Kani	Social Worker PACHE Trust Tirunelveli	



St. Xavier's College (Autonomous), Palayamkottai - 627002

Gender Audit - Data Analysis 2024-2025

99th Graduation Day 22.02.2025





St. Xavier's College (Autonomous), Palayamkottai - 627002

Gender Audit - Data Analysis 2024-2025

102nd SPORTS DAY - 14.08.2024





INDECO'24





NCC - WOMENS





St. Xavier's College (Autonomous), Palayamkottai - 627002
Gender Audit - Data Analysis 2024-2025

IQAC





St. Xavier's College (Autonomous), Palayamkottai - 627002
Gender Audit - Data Analysis 2024-2025

NSS WOMEN STUDENT

NSS (UNIT - 32)





PONGAL CELEBRATION





STUDENT COUNCIL






St. Xavier's College (Autonomous), Palayamkottai - 627002
Gender Audit - Data Analysis 2024-2025

HOSTELS

Britto Hostel for PG Women Students



Mother Teresa Women's Hostel for UG Girl Students





St. Xavier's College (Autonomous), Palayamkottai - 627002 Gender Audit - Data Analysis 2024-2025

Anti Drug Club, Women's Forum & Centre for Women's Studies





Internal Quality Assurance Cell (IQAC)

St. Xavier's College (Autonomous), Palayamkottai - 627002
External Gender Audit - Data Analysis 2024-2025

12.03.2026



